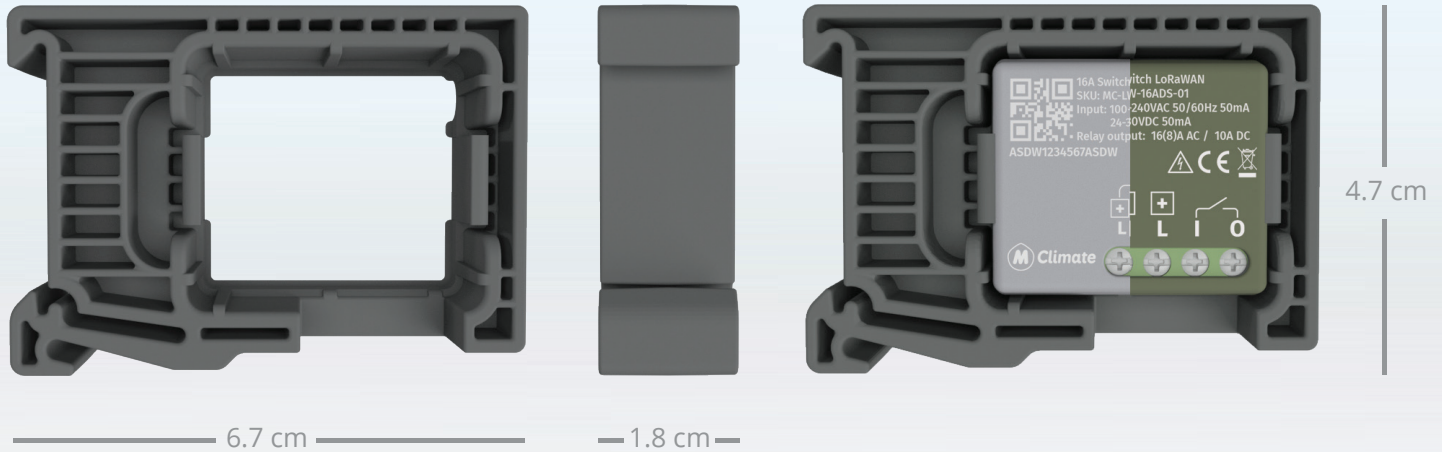


M 16A DIN Rail Mount

by MClimate



Description

The 16A DIN Rail Mount accessory makes it easier to mount 16ASPM and 16ADS on top-hat IEC/EN 60715 DIN rails.

SKU: MC-16A-DIN-RAIL-MOUNT

Product features

- Compatible with 16ASPM and 16ADS
- Flame retardant class UL-94 V-0

Applications

- Electrical cabinets
- Smart Buildings
- Residential buildings
- Commercial buildings
- Hotels
- Others

Device specifications

Mechanical specifications


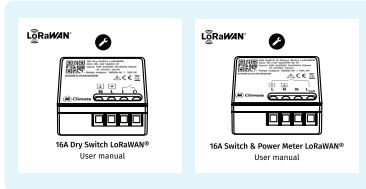
WEIGHT	21gr
DIMENSIONS	47mm X 67mm X 18mm
ENCLOSURE	PC UL-94 V-0



Mounting


1

Wire the 16ASPM or 16ADS as per your requirements following the respective device's User manual and Mounting Instructions.



2

Insert the 16ASPM or 16ADS into the DIN rail mount.



3

Mount the module on the DIN rail as shown in the picture.




M 16A DIN Rail Mount


by MClimate




16ASPM/16ADS LED light is visible from the front



16ASPM/16ADS button is accessible from the side



If you want to demount the module, insert a flat screwdriver on the bottom and apply pressure as shown in the picture.



Keep in mind the operating conditions of 16ASPM/16ADS and ensure adequate spacing and airflow between modules depending on the controlled load.

